

# LET'S LEARN THROUGH MUSIC

By Frank Leto



*Let's Learn Through Music* is a collection of songs created for children aged 2 -6. These songs are intended to help young children develop language skills and enhance their ability to focus, listen and respond accordingly.


Children love music. Presentations with music provide fun, educational experiences that children will look forward to each day. Remember, young children do not need to be introduced to a new song every day. In fact, they prefer to repeat the songs they like over and over again. This repetition is one of the ways children learn. So take your time, let the children enjoy their process, and slowly increase the repertoire of songs over time.

To obtain the maximum benefits of each song, the teacher, parent or caregiver participate and demonstrate the associated movements and hand motions. Children will observe your actions and will follow you, so it is important to do your homework before introducing a song to your children. Know the song and teach by example. If you have fun leading the children in these songs, they will too, and it will be a positive and productive experience for all. Enjoy!

**1. WHAT MAKES A FACE?:** A song about all of the body parts on our face. Encourage the children to point to each body part.

To represent glasses, have the children make circles with their fingers while holding them over their eyes. For a moustache, have the children extend their index finger across their upper lip. For a beard, have the children put their hand over their cheeks as if it is a beard.

What makes a face a face?  
 What makes a face a face?  
 What makes a face a face?  
 I'll tell you what makes a face.  
 A nose, eyes, ears and a mouth.  
 A chin, cheeks, lips and eyebrows.  
 (Repeat chorus)  
 Hair, a forehead, dimples, teeth, eye, lashes, glasses, a moustache and a beard.




**2. Counting 1 to 10:** A fun song to help children learn to count to 10.

Counting 1 to 10, let's count 1 to 10.  
 Here we go 1, 2, 3, 4, 5, 6, 7, 8, 9, 10.  
 1, 2, 3 (repeat), 4, 5, 6 (repeat), 7, 8 (repeat) 9 & 10 (repeat).  
 1, 2, 3, 4, 5 (repeat) 6, 7, 8, 9, 10 (repeat).

**3. The Cat's Meow:** A song about animal and the sounds they make.

Cats meow and dogs say ruff.  
 Birds sing tweet and ducks say quack.  
 Cows say moo and pigs say oink.  
 Turkeys say gobble gobble and donkeys say hee haw.  
 Cats say \_\_\_\_\_. Dogs say \_\_\_\_\_.  
 Birds sing \_\_\_\_\_. And ducks say \_\_\_\_\_.  
 Cows say \_\_\_\_\_ and pigs say \_\_\_\_\_.  
 Turkeys say gobble gobble and donkeys say hee haw.  
 Meow says the \_\_\_\_\_. Ruff ruff said the \_\_\_\_\_.  
 Tweet tweet tweet sings the \_\_\_\_\_. Quack quack quack said the \_\_\_\_\_.  
 Moo said the \_\_\_\_\_. Oink oink oink said the \_\_\_\_\_.  
 Gobble gobble gobble said the \_\_\_\_\_ and hee haw said the \_\_\_\_\_.



**4. Top to Bottom:** Move up and down your bottom, touching different parts of your body.

At the top of my body is my head.  
 Come down a little bit and here's my neck.  
 There's my chest and my tummy, my hips and my legs, my knees and then my feet.  
 At the bottom of my body are my feet.  
 Come up a little bit and here's my knees.  
 My legs and my hips, my tummy and my chest, my neck and then my head.

**5. The Clapping Song:** An interactive song that encourages children to clap along at the appropriate time during the song.

*Clap, clap, clap, this is a clapping song.  
Clap, clap, clap, everybody clap along.  
Clap, clap, clap let's have a little fun.  
Clap, clap, clap, this is a clapping song.*

**6. Open And Close:** A fun song instructing children to open and close different parts of their body.


*Open your hands wide, now close your hands. (Repeat)  
Open, close, open and close. (Repeat)  
(Continue with eyes, arms and then mouth.)*

**7. Wave Hello:** A song to teach compassion and empathy. Have children follow the instructions in the song by waving to a friend in the classroom. Encourage them to choose different friends to wave to throughout the song. Invite children to pretend to blow a kiss to someone special and give them a big hug (have children cross arms as if hugging someone).

*Say hello with a wave.  
Wave hello to a friend.  
Wave hello to let them know, a smile is what you send. (Repeat)  
Blow a kiss to someone special or give them a big hug.  
Blow a kiss to let them know how much you really care.  
Say goodbye with a wave.  
Wave goodbye to a friend.  
Wave goodbye to let them know you hope to see them soon again.*

**8. Let's Wash Our Hands:** A song to encourage and educate children to wash their hands to maintain good hygiene.

*We wash our hands with water.  
We wash our hands with soap.  
We rub our hands together making a soapy foam.  
We wash all of our fingers and even wash our thumbs.  
Let's scrub a little and longer and soon we will be done.  
We rinse our hands with water and dry them with a towel.  
And now that we are finished, we all have clean hands now.  
Now that we are finished, we all have clean hands now.*



**9. Up And Down:** An interactive song that gets the children moving.

*This is a song about up and down and side to side, so let's start with our head.*

*Look up and down, up and down.*

*Look up and down, up and down, side to side, side to side, side to side, side to side.*

*(Continue with shoulders and then arms.)*

**10. Heart On Your Sleeve:** A song about feelings and facial expressions. Throughout the song, encourage children to make the appropriate faces.

*A smile tells me that you're happy.*

*A frown tells me that you're sad.*

*A yawn tells me that you're sleepy.*

*A grimace tells me your sad.*

*Well, it's not so hard to tell how you feel when you wear your heart on your sleeve.*

*A wink tells me that you're playful.*

*A scrunched face shows dislike.*

*A tongue shows me your silly.*

*An open mouth shows surprise.*

*(Repeat chorus)*

**11. Papas' Lullaby:** A song to prepare children for nap time.

*Hush little baby, please don't cry.*

*Papa's going to sing you a lullaby.*

*A pillow for a sleepy head.*

*A blanket for a cozy bed.*

*So close your eyes and don't be blue.*

*May all your dreams come true.*

**12. What's The Weather Outside?** A song that discusses weather conditions, using sign language.

*What's the weather outside? Let's look and see.*

*What's the weather outside today? What's it going to be?*

*Is it winter? Is it summer? Is it spring or is it fall?*

*Is it sunny? Is it raining? Is there a rainbow?*

*Is it cool? Is it stormy? Is there lightning?*

*Do you hear thunder? Is there wind? Is it snowing?*

*Is it wet? Is it icy? Is it cold?*



**13. Land Air or Sea:** A song about vehicles that travel on the land, through the air and in the sea. In this song, children will decide how certain vehicles travel. They can respond to the questions by using hand motions.


*Some things travel on the land.*

*Some things travel in the air.*

*Some things travel through the sea.*

*Tell me if you know.*

*A car, an air plane, a sail boat, a school bus, a helicopter, a cruise ship, a hot air balloon, a submarine, an eagle, an elephant, a dolphin, a horse, an owl, an octopus, a dog, a shark.*



**14. Let's Learn to Sign:** A song that introduces children to baby sign language.

*Let's learn to sign, talking without words. Let's learn to sign, here we go! Yes, no, big, small, please, thank you, happy, sad.*

*(Repeat chorus)*

*Sleepy, let's play, I'm hungry, I'm full, again, I'm finished, be careful, I'm sorry.*

*(Repeat chorus)*

**15. March For Peace:** A song written for Maria Montessori and her effort to achieve world peace through education.

*Step by step, let's march for peace. Come and join us won't you please.*

*Peace can be a dream come true. Here are things we all can do:*

*Be kind to other people. Help someone in need.*

*Uplift the world with love by doing good deeds and maybe one day?*

*Random acts of kindness. Say no to violence.*

*Show someone compassion. Make a difference and maybe one day? (*

*Repeat chorus)*

*Honor Mother earth. Respect all living things.*

*Take a walk in nature. Feel the joy it brings and maybe one day?*

*Care for our planet. We can't let down our guard.*

*Gaze up at the night sky and count your lucky stars and maybe one day?*

*(Repeat chorus)*

*Yes maybe one day, we'll have peace.*

